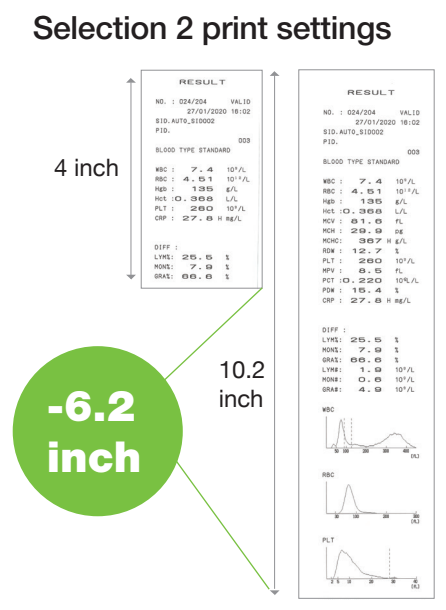


## Easy and fast access to results

- Color touch screen**
- User-friendly interface
  - Virtual keyboard
  - 500 patients results stored
  - 180 QC results per levels stored



## Microsemi CRP Hematology Analyzer

### Microsemi CRP LC-767G

#### PHYSICAL SPECIFICATIONS

**Dimensions & weight of the analyser (approximate)**

Height	Width	Depth	Weight
430 mm	220 mm	440 mm	16 kg
16.9 in	8.7 in	17.3 in	35 lbs

- Printer**  
Built-in thermal printer
- Throughput**  
CBC + CRP: 15 tests / hour  
CBC: 55 tests / hour
- Sound level**  
< 65 dBA
- Operating temperature**  
18°C to 30°C (65°F to 86°F)
- Relative humidity**  
25% to 85% (no condensation)
- Specimen volume**  
CBC 10 µL  
CBC + CRP 18 µL
- Power requirements**  
Power supply: 100 V to 240 V  
50 Hz to 60 Hz  
Power consumption: 85 VA
- Reagents**  
Diluent: ABX Minidil LMG (10L, 20L)  
Lyse: ABX Lysebio (0.4L, 1L)  
Cleaner: ABX Miniclean (1L)  
CRP: CRP Unit 50 (50 tests per cartridge, 2 cartridges per box)
- Control blood for both CBC and CRP**  
ABX Minotrol CRP (3 levels)
- Sampling mode**  
Open tube  
Two tube adapters (for standard and micro tubes)
- Sensor**  
Reagent level, waste level, temperature.

#### METHODS

**Counted / Measured parameters**

Abbreviation	Parameters
WBC	White Blood Cells
RBC	Red Blood Cells
HGB	Haemoglobin
HCT	Haematocrit
PLT	Platelets
LYM#	Lymphocytes absolute value
MON#	Monocytes absolute value
GRA#	Granulocytes absolute value
CRP	C-reactive protein

**Calculated parameters**

Abbreviation	Parameters
MCV	Mean Corpuscular Volume
MCH	Mean Corpuscular Haemoglobin
MCHC	Mean Corpuscular Haemoglobin Concentration
RDW	Red blood cells Distribution Width
PDW	Platelets Distribution Width
PCT	Plateletcrit
MPV	Mean Platelet Volume
LYM%	Lymphocytes percentage
MON%	Monocytes percentage
GRA%	Granulocytes percentage



#### SOFTWARE SPECIFICATIONS

- Data Processing**  
LCD colour touch screen, power indicator.  
Memory:  
- 500 patient results with histogram  
- 180 QC results (CBC + CRP) per levels with histogram  
- 25 calibration results
- Flags:**  
- Flag description is obtained when pressing the flag key  
- Morphology flags are adjustable to accommodate specific populations and/or geographical locations.
- USB memory:**  
- Patient and QC results archive  
- XB and calibration archive  
- Upload of QC target values on to the analyser
- Transmission of patient & QC results to LAN (local area network)**  
Communication protocols: ABX and ASTM  
External output: RS-232C and Ethernet  
Standard barcode reader
- Quality control management**  
- 180 results per level stored (3 levels are available)  
- XB graphs: 20 samples are counted as 1 batch with summary calculations for MCV, MCH and MCHC. 60 batches stored.  
- Levey-Jennings graphs: visualization of QC results in the order of measurement with repeatability alert.
- Logs**  
Reagents, calibration, maintenance, errors, blank cycle.

#### PARAMETERS & PERFORMANCE

##### 19 Parameters

Parameter	LYM# & LYM%	MCHC	Unit
CRP	MON# & MON%	RDW	10 <sup>3</sup> /µL
WBC	GRA# & GRA%	MPV	10 <sup>9</sup> /µL
RBC	MCV	PCT*	%
HGB	MCH	PDW*	g/dL
HCT			%
PLT			10 <sup>9</sup> /µL
CRP (whole blood)			0.0 - 200.0
CRP (serum, plasma)			0.0 - 170.0

##### Linearity

Parameter	Linearity Limits	Visible range	Unit
WBC	0.0 - 80.0	0.0 - 99.9	10 <sup>9</sup> /µL
RBC	0.00 - 7.50	0.00 - 10.00	10 <sup>6</sup> /µL
HGB	0.0 - 23.0	0.0 - 25.0	g/dL
HCT	0.0 - 65.0	0.0 - 75.0	%
PLT	0 - 999	0 - 2000	10 <sup>9</sup> /µL
CRP (whole blood)	0.0 - 200.0	0.0 - 230.0	mg/L
CRP (serum, plasma)	0.0 - 150.0	0.0 - 170.0	mg/L

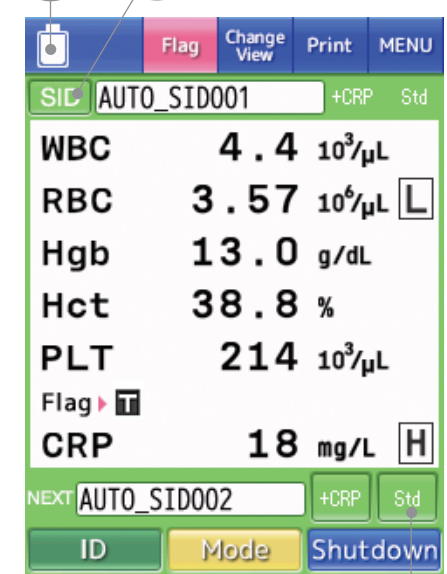
##### CERTIFICATION

- CE IVD Directive
- WEED Directive
- EN 61326-2-6:2013
- EN 61010-1:2010 / A1:2019
- EN 61010-2-101:2017

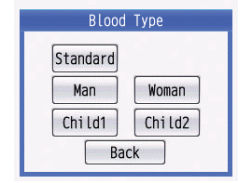
This product is not in any way affiliated with MICROSEMI Corporation.

## Comprehensive and user friendly data management

- 3 1 Enhanced functions



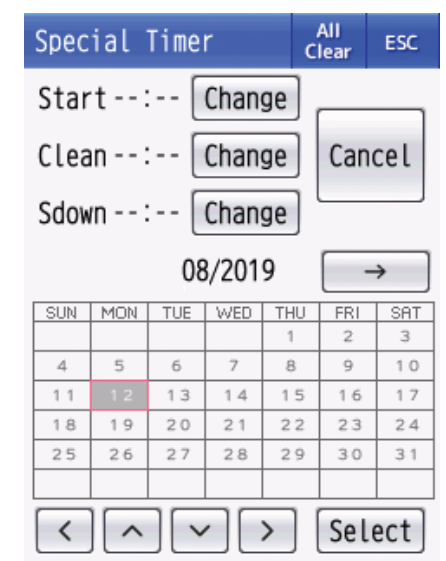
- 1 Added function to set three modes (OID, SID, PID) with one touch.
- 2 Added function to set blood type with one touch.
- 3 One-touch confirmation of remaining counts for each reagent.



Renalining (approx) Esc

Diluent	267time
Lyse	396time
CRP Reagent	50time
(At CBC+CRP Cycle)	
Cleaner	17time
(At Clean cycle)	

### Timer and calendar function



Prevents forgetting to change and reduces the time and effort required to change settings before and after the holiday.

# HORIBA Medical



## Microsemi CRP

Microsemi CRP LC-767G



FRANCE +33 (0)4 67 14 15 15 - ITALY +39 06 51 59 22 1 - SPAIN +34 91- 353 30 10 - PORTUGAL +351 / 2 14 72 17 70 - UK +44 (0) 1604 542650  
POLAND +48 / 22 6732022 - USA +1 / 949 453 0500 - BRAZIL +55 / 11 2923-5439 - THAILAND +66 / 2 861 59 95 - CHINA +86 / 21 3222 1818  
INDIA +91 / 11 4646 5000 - GERMANY AXON LAB AG +49 / 7153 92260 - DISTRIBUTORS NETWORK +33 (0)4 67 14 15 16



HORIBA Medical online : <http://www.horiba.com/medical>

Explore the future

Automotive | Process & Environmental | Medical | Semiconductor | Scientific



Explore the future

Automotive | Process & Environmental | Medical | Semiconductor | Scientific




Subject to modifications / Ref. SAP: 1900081310 BROCHURE MICROSEMI CRP LC-767G - EN / © 2020 HORIBA Medical - HORIBA ABX SAS - France - RCS Montpellier 528 031 042 - © R. Sprang - Shutterstock - iStock photo - Microsemi is not affiliated with Microsemi Corporation. 03/20/2019



# Microsemi CRP

Smart solution for the most precious outcome, the smile of your patient.



Simultaneous blood analysis + CRP measurement, along with data management

- CBC + CRP results in 4 minutes (15 tests / hour)
- CBC results in 1 minute (55 tests / hour)
- Whole blood Micro-sampling  
CBC: 10 µL / CBC + CRP: 18 µL
- Cyanide-free reagent

• Easy to use and to handle

• Compact and lightweight

• Ideal for emergency, pediatrics and near patient testing

• “Zero maintenance” concept

## A smile coming from Japan



The phonetic “emi” means “smile” in Japanese. “emi” refers to easy operation, maintenance free and information intelligence.

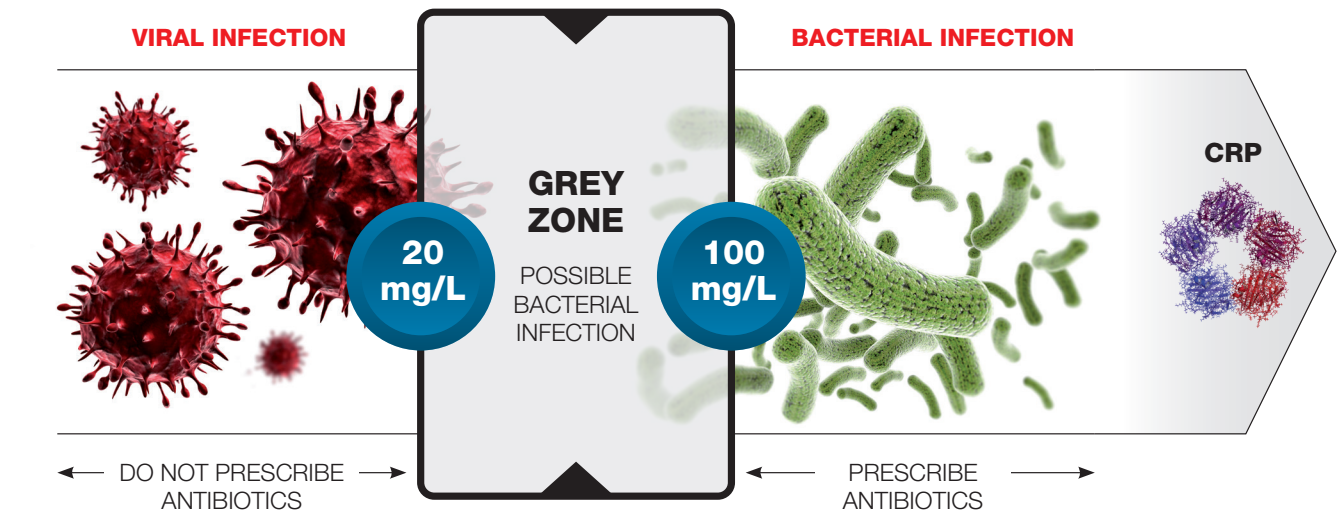
The Microsemi CRP LC-767G is the latest generation of the Micros CRP series that can, from a single and small volume of blood sample (18 µL), simultaneously provide a rapid complete blood cell count with a 3-part differential analysis and CRP result, in only 4 minutes. The quality of the results given by the Microsemi CRP is comparable to laboratory analyzers, and the combination of hematology parameters with CRP reduces uncertainty in urgent diagnoses.

Since the Microsemi CRP can process blood samples immediately after collection and produces rapid results, it is ideal for patient triage and supporting treatment decisions in near-patient testing (virus vs. bacteria, antibiotic prescription and hospital admission). This emergency response is fundamental, especially in children in whom conditions such as sepsis, inflammation and infection can advance quickly and require urgent countermeasures.

More than 24,000 Micros CRP series have been produced since its launch in year 1998. Designed for emergency rooms and doctor’s offices, these systems are appreciated worldwide for their accuracy, convenience and above all, for the efficient and fast solution they provide.

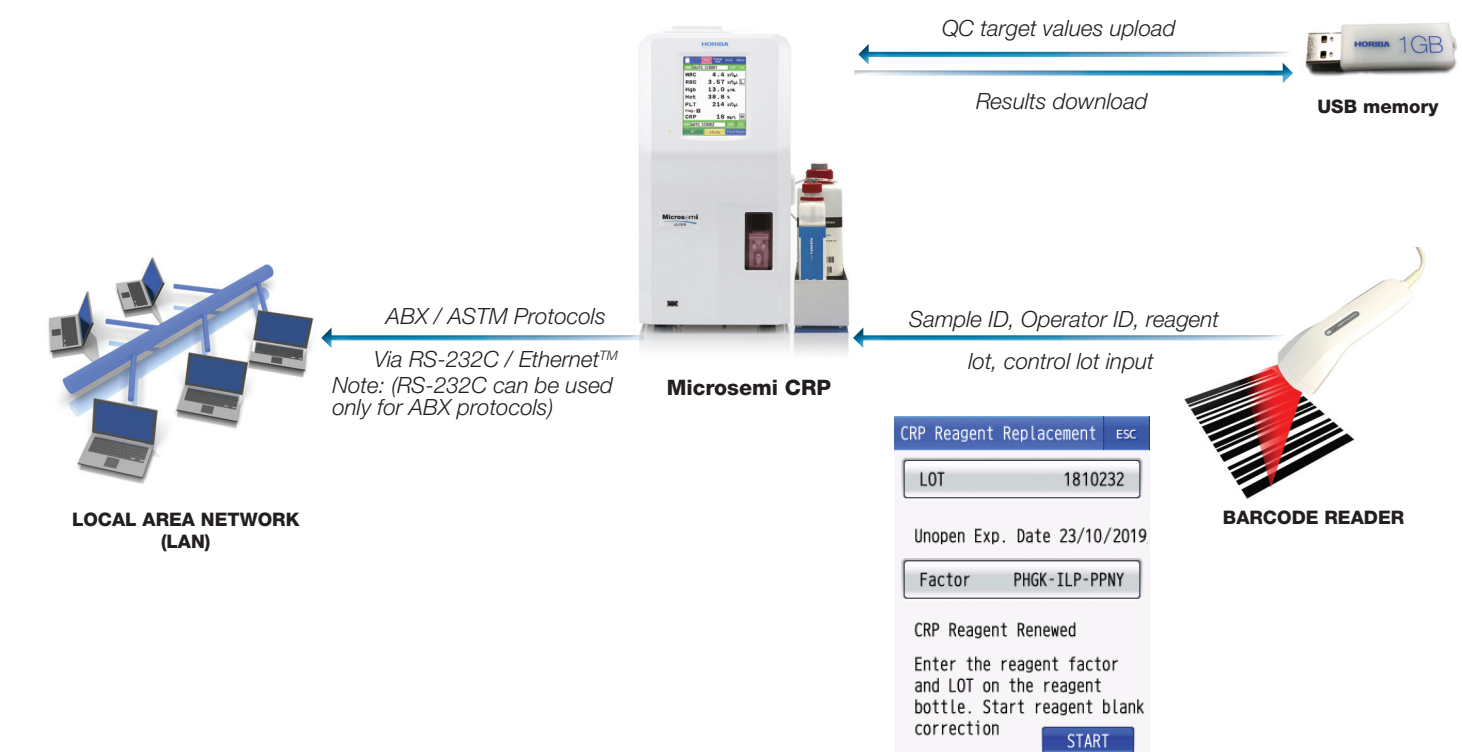
## Importance of CBC + CRP test

Testing CBC + CRP helps identify if an infection is viral or bacterial and determine the proper antimicrobial treatment



## Flexible network capability

Easy integration into laboratory information system  
Perfectly adapted to point of care environment



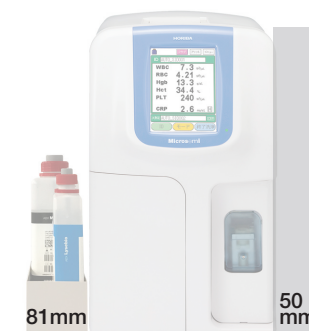
ETHERNET is a trademark of Ethernet, LLC.

Dimensions: **-23.4%**



### Elegant and convenient

- Incredibly compact for a dual purpose system
- Attractively designed
- Extremely quiet



Microsemi CRP  
393 mm




LC-767G  
301 mm

- Space saving: can be placed anywhere
- Easy to see the remaining



### Ideal for small samples

- Capillary and venous blood
- No sample pre-treatment
- CBC mode on whole blood
- CBC + CRP mode on whole blood and serum



### Ready and easy to use CRP reagent

- All-in-one: 3 reagents in the same cartridge
- Two cartridges per box
- Each cartridge offers 50 tests
- No need to take the cartridge out after use